

Product information sheet LINUS-S

Item no. 517184

Benefits



- Minimalist design
- Extendable spray head
- High quality metal spray
- High spout for easy filling of large pans and vases

Colours



Available colours:
stainless steel

solid stainless steel

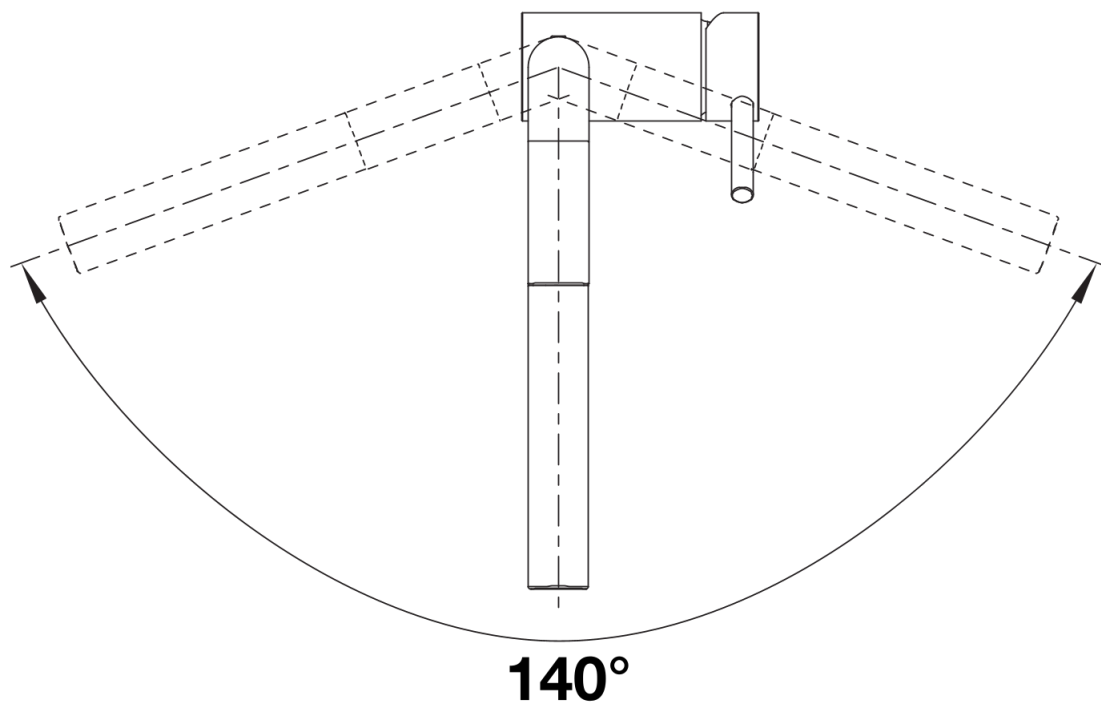
Planning information

- For ND version with flow rate control to protect the boiler.

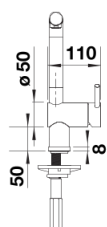
Scope of supply

- 140° swivel spout for greater reach
- Ø 35 mm tap hole required
- With ceramic disk cartridge
- Patented jet regulator for markedly reduced scaling
- Spray made of metal
- Metal-sheathed spray hose
- BLANCO hose weight for extended reach
- Flexible connector pipes, 700 mm long and $\frac{3}{8}$ " nut
- Stabilisation plate to increase the stability of the tap when fitted in stainless steel sinks
- With non-return valve and thus guaranteed against reflux in accordance with EN 1717

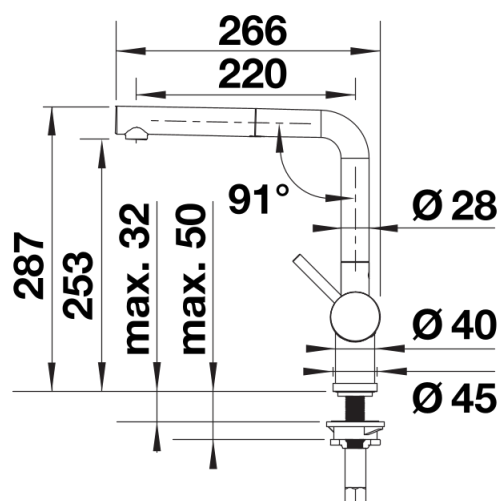
Details



Swivel range



Side view hand gear 2D



Side view